REVISIONS			
REV	DESCRIPTION	DATE	APPROVED
1	INITIAL RELEASE	09/02/17	PRVE
2	ALPHA RELEASE	19/04/17	PRVE
3	BETA RELEASE	20/05/17	PRVE
4	BETA RELEASE	28/05/17	PRVE
6	PRODUCTION RELEASE	21/11/17	PRVE
7	PRODUCTION RELEASE	29/11/17	PRVE

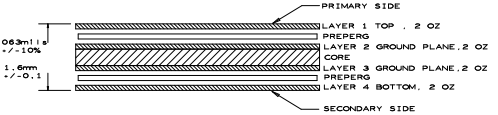

NOTE: 6.06 MIL 5.44 MIL SPACING TRACES ON LAYER 4 DIFFERENTIAL IMPEDANCE CONTROLLED TO 90 OHMS +/- 10% TESTED

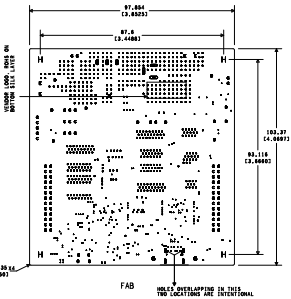

DRILL CHART: TOP to BOTTOM				
ALL UNITS ARE IN MILLIMETERS				
FIGURE	SIZE	TOLERANCE	PLATED	QTY
·	0.254	+0.0762/-0.0762	PLATED	214
+	0.381	+0.0762/-0.0762	PLATED	618
<	1.016	+0.0762/-0.0762	PLATED	72
*	1.0201	+0.0762/-0.0762	PLATED	12
K	1.3	+0.0762/-0.0762	PLATED	4
·	0.6	+0.0508/-0.0508	NON-PLATED	1
G	2.2	+0.0508/-0.0508	NON-PLATED	2
H	3.1801	+0.0508/-0.0508	NON-PLATED	4
⊕	1.049±0.6502	+0.0762/-0.0762	PLATED	2
⊗	1.1989±0.85	+0.0762/-0.0762	PLATED	2
⊕	1.2499±0.7	+0.0762/-0.0762	PLATED	2
⊗	1.8999±0.9999	+0.0762/-0.0762	PLATED	2
⊗	2.0±0.7	+0.0762/-0.0762	PLATED	2
⊗	2.254±1.914	+0.0762/-0.0762	PLATED	3
⊗	3.175±0.889	+0.0762/-0.0762	PLATED	1
⊕	3.175±0.889	+0.0762/-0.0762	PLATED	1
⊙	3.683±1.143	+0.0762/-0.0762	PLATED	1
⊕	0.8±0.6	+0.0508/-0.0508	NON-PLATED	1

NOTES:(UNLESS OTHERWISE SPECIFIED)

1. RoHS COMPLIANT CERTIFICATION OR MATERIAL DECLARATION REQUIRED.
2. MATERIAL:
   A. IS410 OR EQUIVALENT. MATERIAL MUST CONFORM TO UL94V-0.
   B. USE MTE COPPER, AS SPECIFIED IN THE CROSS SECTION DIAGRAM.
   C. OVERALL METAL TO METAL THICKNESS AS SPECIFIED IN THE CROSS SECTION.
3. DRILLING:
   A. DIAMETERS IN DRILL TABLE ARE FINISHED HOLE SIZES +/-.003 tol.
      UNLESS OTHERWISE SPECIFIED IN DRILL TABLE.
   B. TEARDROP ALLOWED ON ENTRY OF VIA ON EVERY TRACE LAYER.
4. PLATING:
   COPPER PLATING IN THRU-HOLES .001 min.
5. MARKING:
   A. SILKSCREEN IN WHITE NON-CONDUCTIVE EPOXY INK ON PRIMARY SIDE OF THE BOARD OR BOTH SIDES IF APPLICABLE.
   B. FABRICATOR TO PLACE DATE CODE, LOGO AND RoHS COMPILANT SYMBOL IN SILKSCREEN ON SECONDARY SIDE.
6. FINAL FABRICATION:
   A. SOLDRMASK PRIMARY AND SECONDARY SIDE OF BOARD USING LIQUID PHOTOIMAGABLE MASK MATERIAL OVER BARE COPPER, PER IPC-SM-840, MASK ARTWORKS PROVIDED ARE 1:1. SOLDERMASK COLOR =BLUE=
7. FINISH:
   A. SHALL BE ELECTROLESS NIKEL / IMMERSION GOLD(ENIG).
   B. NICKEL THICKNESS: 100-200 MICROINCHES.
   C. GOLD THICKNESS: 3-10 MICROINCHES.
8. BOARDS SHALL BE PURCHASED FROM UL RECOGNIZED VENDORS ONLY. FLAMABILITY RATING (94-V0).
9. MANUFACTURE BOARD TO BE IN ACCORDANCE WITH PERFORMANCE STANDARD IPC-6011/6012 CLASS 2 BOARD TO BE INSPECTED PER IPC-600-A CLASS 2.
10. MAXIMUM WRAP OR TWIST SHALL NOT EXCEED .007 in/in.
11. TESTING:
   A. FABRICATOR TO ADD TEST STRUCTURES OR CUPONS AS NEEDED.
   B. T-LINE IMPEDENCE TO BE TESTED OR GUARANTEE WITHIN 10% IF SPECIFIED IN THE CROSS SECTION. TOLERANCE TO BE +/-10% UNLESS OTHERWISE SPECIFIED.
12. ENSURE ALL THE VIA HOLES ARE FILLED WITH SOLDER MASK TO ENSURE GOOD QUALITY OF SILK SCREEN PRINT.
13. CARE MUST BE TAKEN TO AVOID OVER ETCHING OF COPPER ON PADS.

UNLESS OTHERWISE SPECIFIED
DIMENSIONS ARE IN INCHES
TOLERANCES ON: ANGLES +/- 2°
2 PL DECIMALS +/- .010
3 PL DECIMALS +/- .005
THIRD ANGLE PROJECTIONS

CYPRESS PROPRIETARY
THIS DOCUMENT CONTAINS CONFIDENTIAL, PROPRIETARY INFORMATION THAT IS CYPRESS SEMICONDUCTOR PROPERTY. DO NOT DISCLOSE TO OR DUPLICATE FOR OTHERS EXCEPT AS AUTHORIZED BY CYPRESS.

SIGNATURES		DATE
DRAWN :	HUSAIN	29/11/17
CHECKED :	PRVE	29/11/17
ENGRG :	HITS	29/11/17
ISSUED		

CYPRESS
198 CHAMPION COURT
SAN JOSE, CA 95134
(408) 943-2600

FABRICATION DRAWING
CY4532 EZ-PD CCG3PA EVK POWER BOARD

SIZE	FSCM NO	DWG NO	REV
C		610-60362-01	07

SCALE: 1/1 SHEET: 1 OF 1

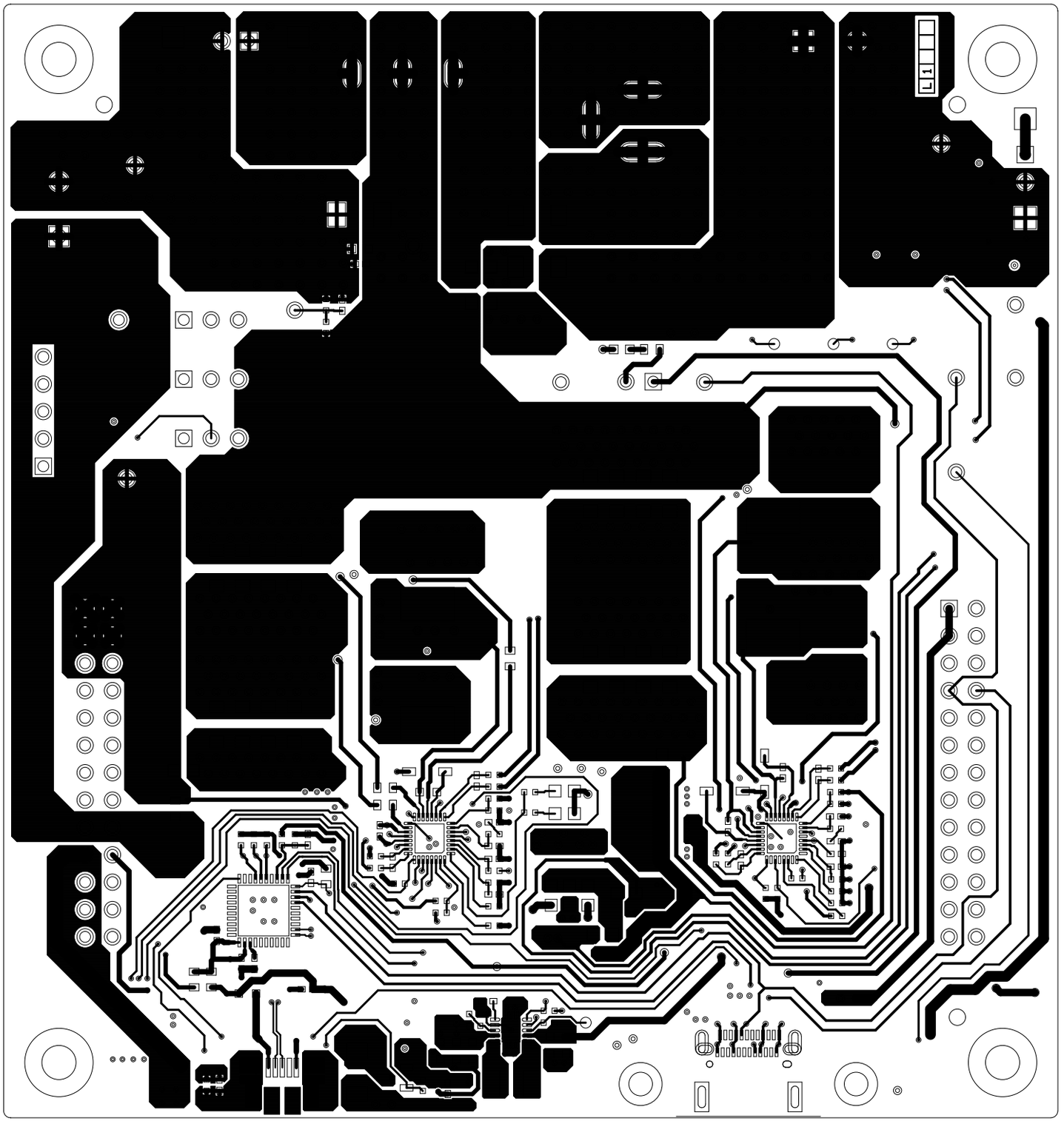

600-60414-01 REV07 PRIMARY SIDE

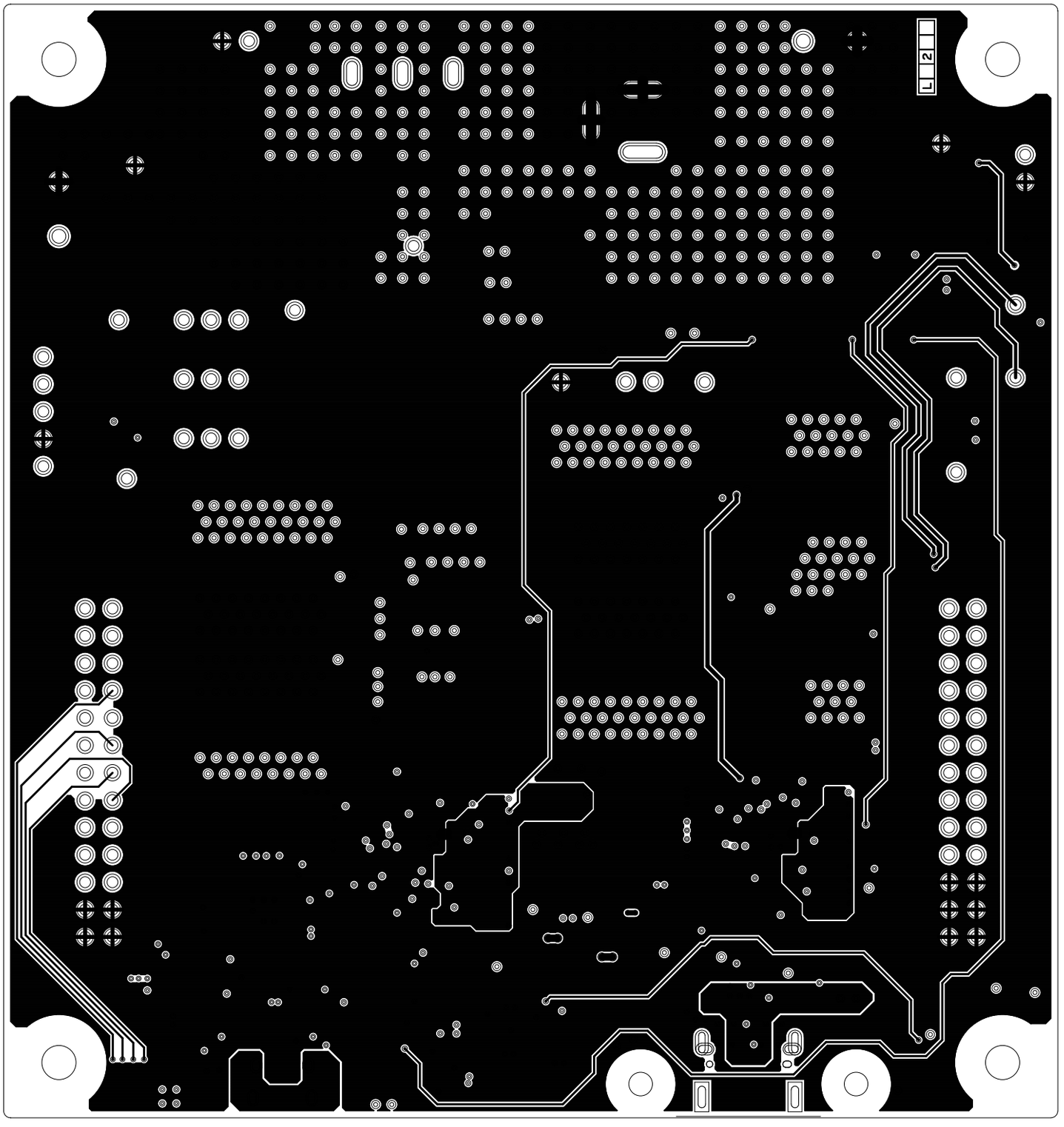

600-60414-01 REV07 GROUND1 LAYER



600-60414-01 REV07 GROUND2 LAYER

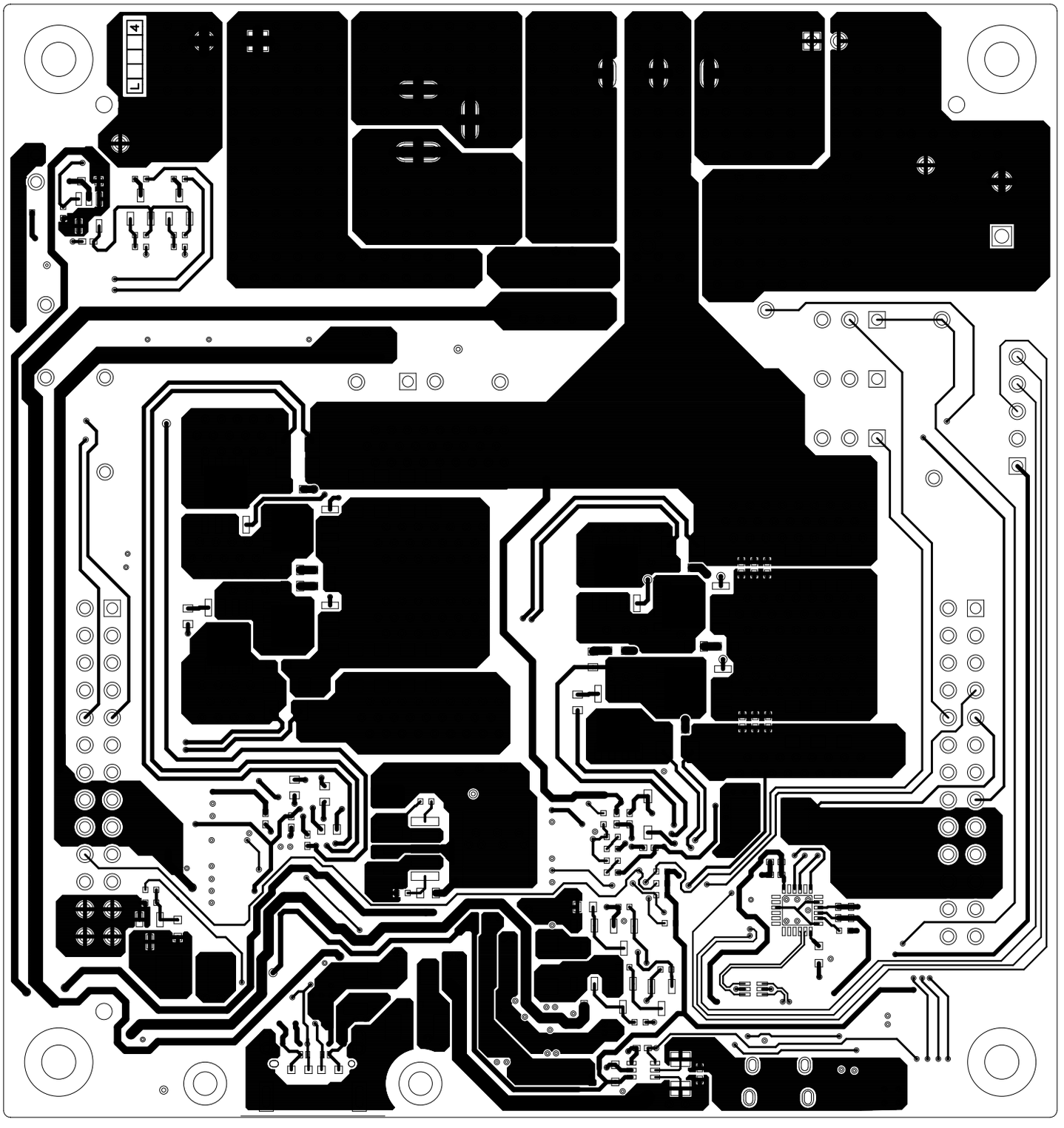

600-60414-01 REV07 SECONDARY SIDE

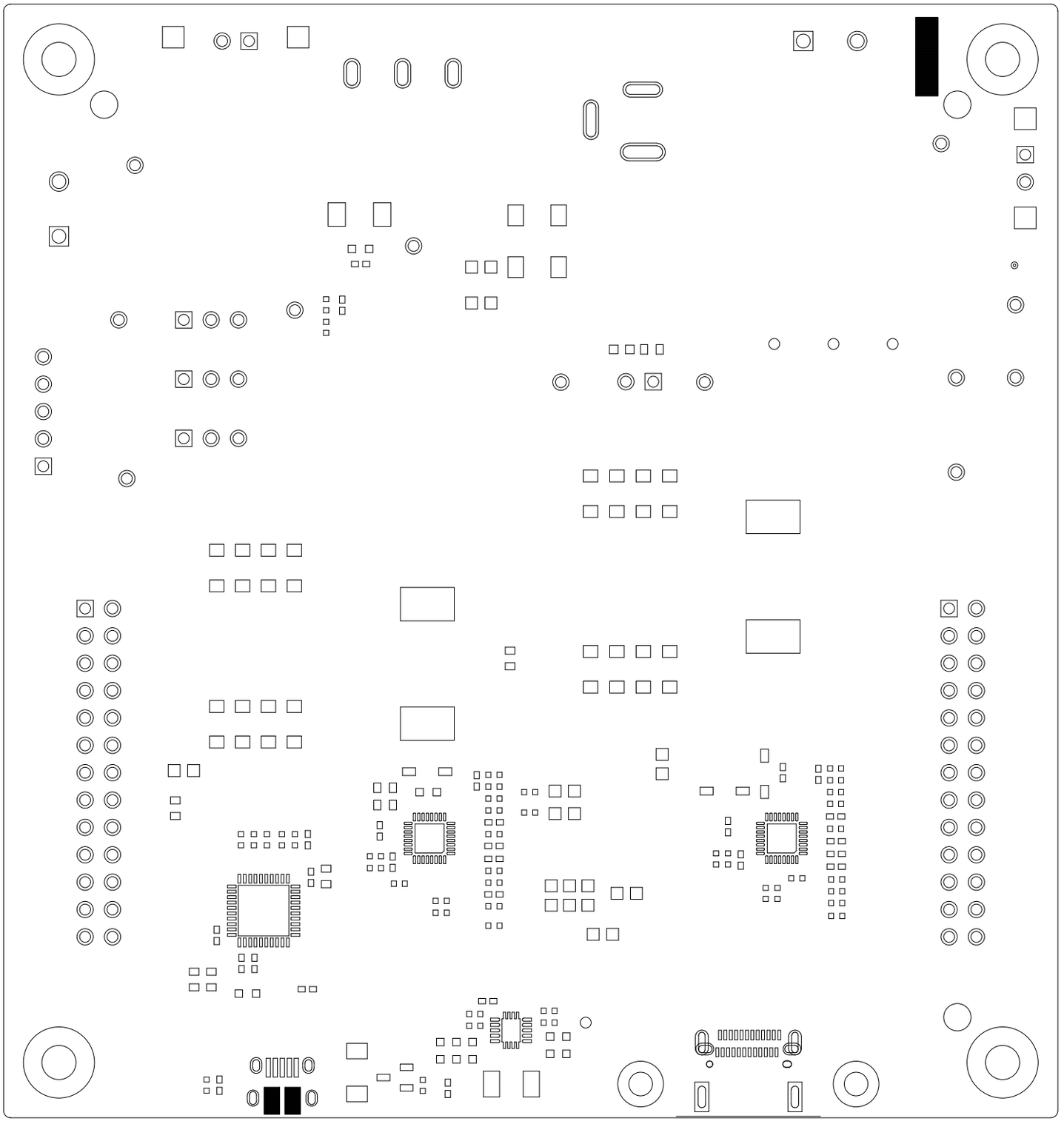

600-60414-01 REV07 PRIMARY SOLDERMASK

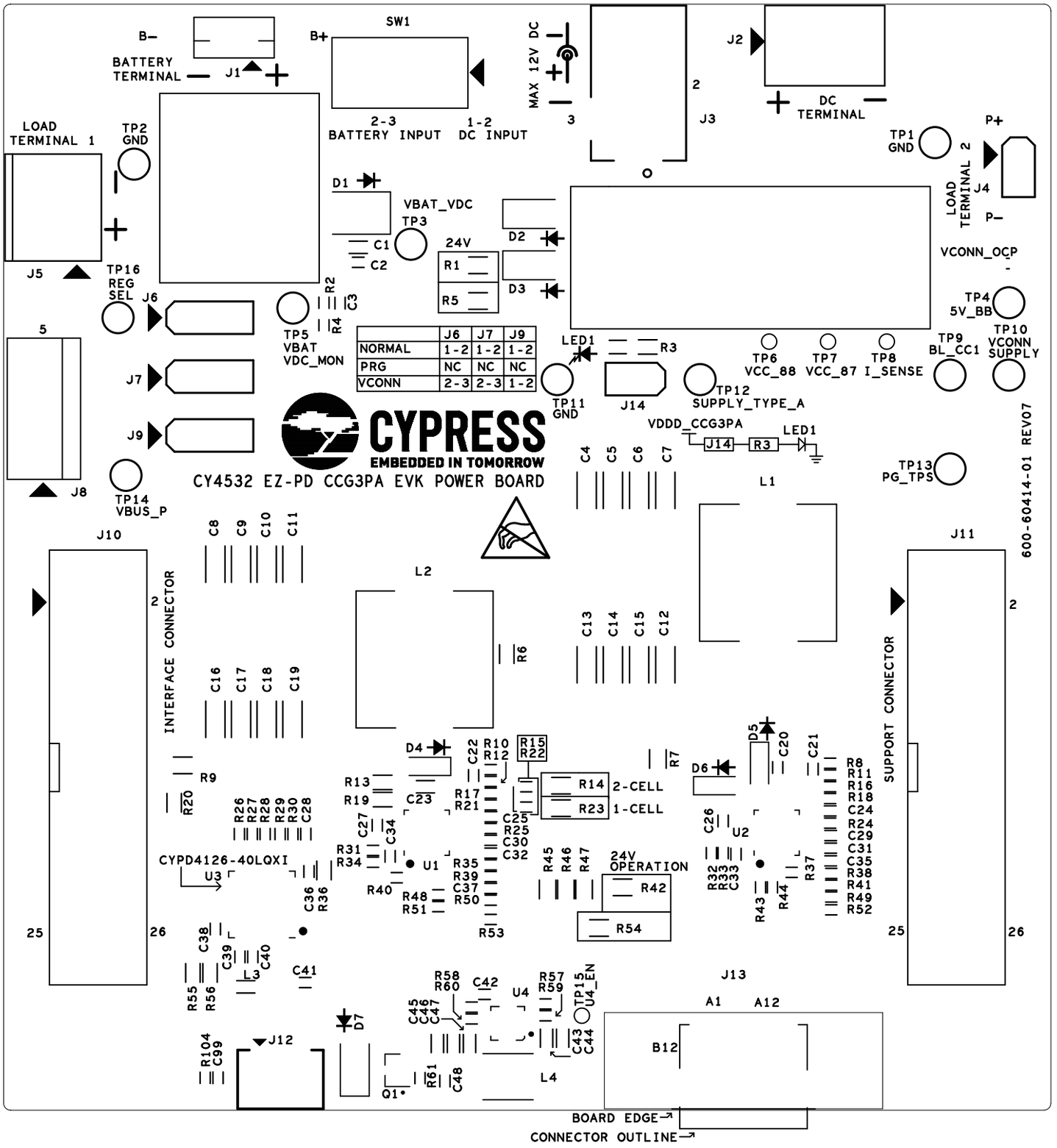

600-60414-01 REV07 PRIMARY SILKSCREEN

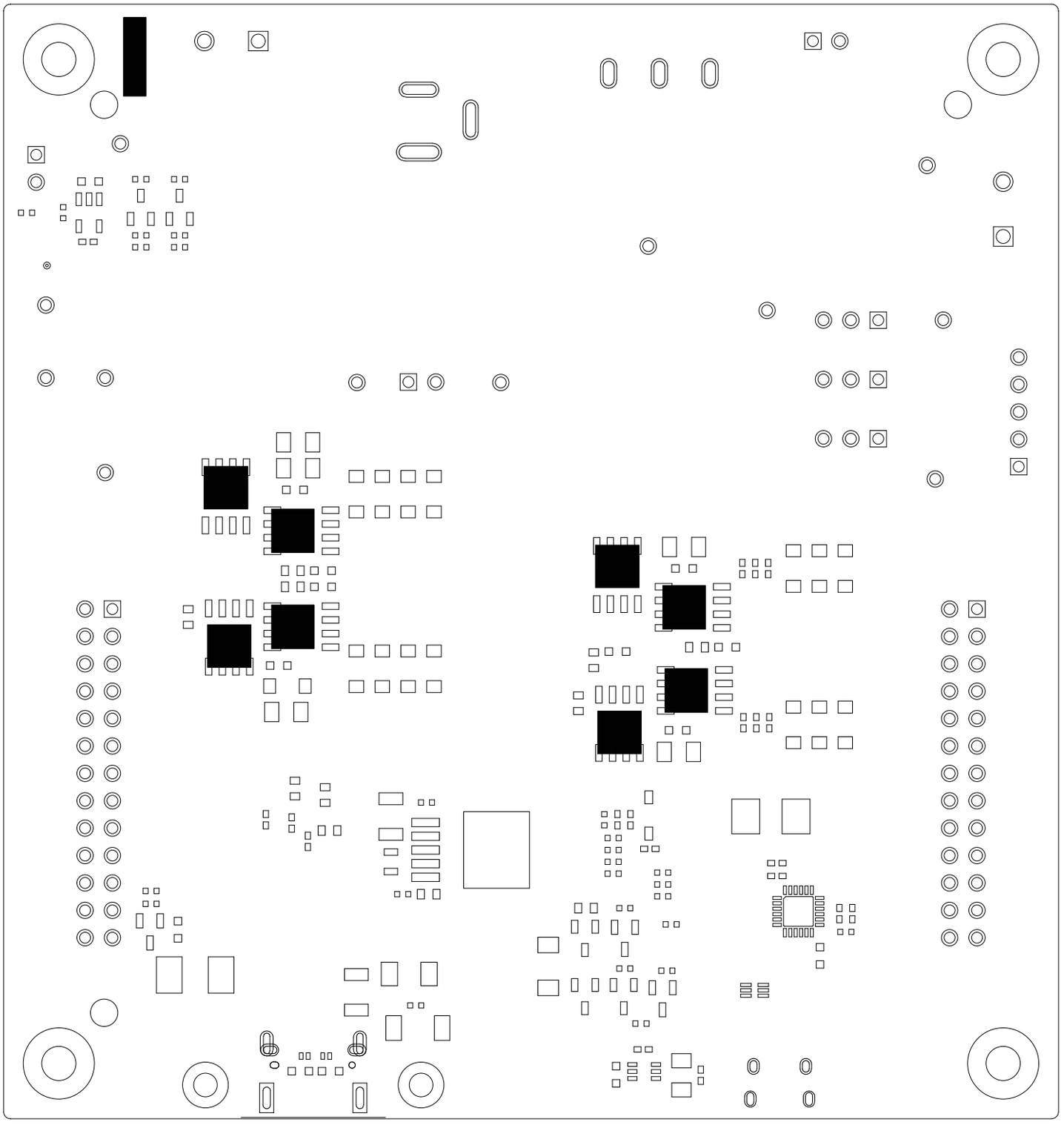

600-60414-01 REV07 SECONDARY SOLDER MASK

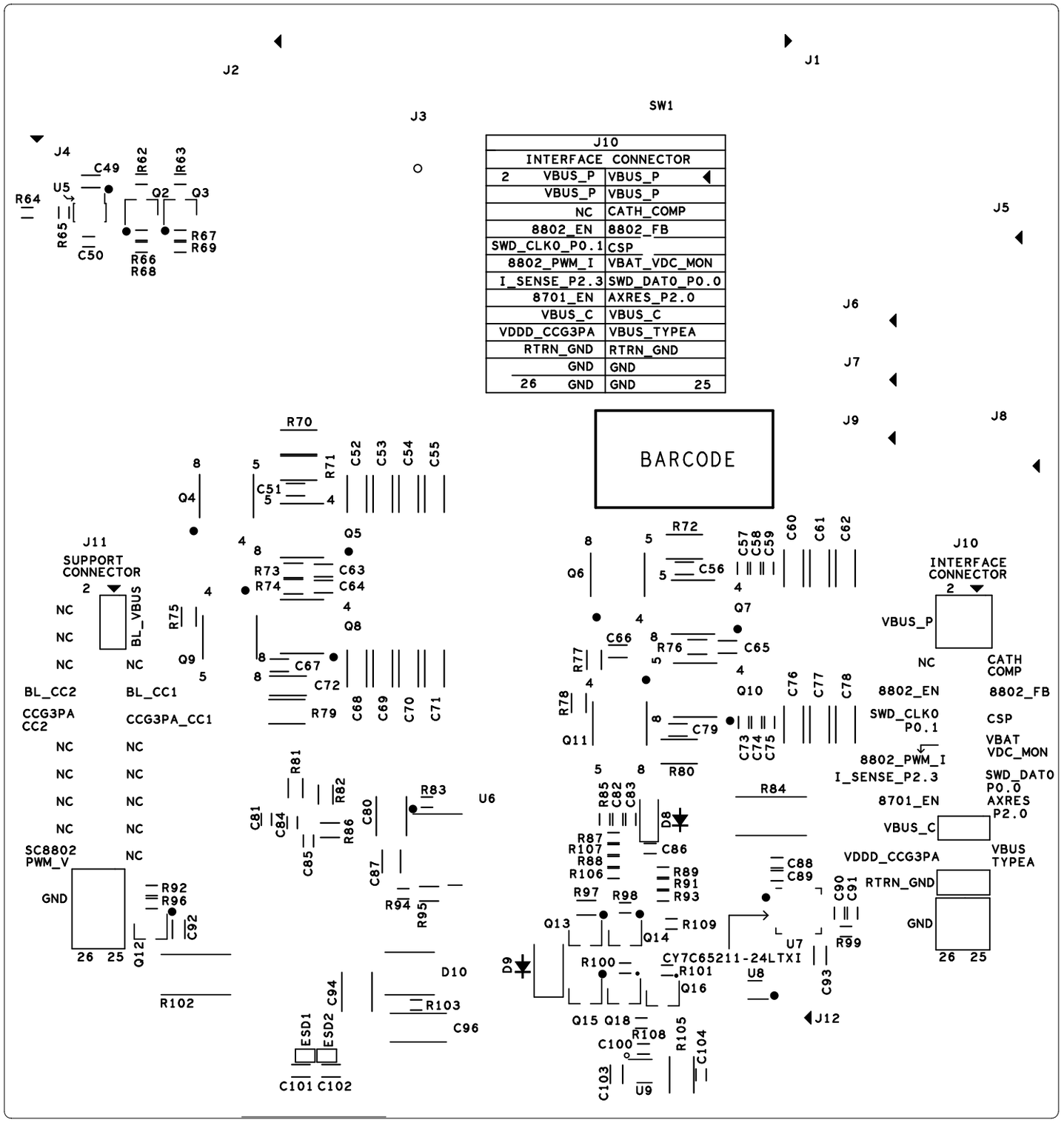

600-60414-01 REV07 SECONDARY SILKSCREEN